



Packaging Industry of Pakistan



**TRADE DEVELOPMENT AUTHORITY
OF PAKISTAN**





TDAP INTRODUCTION

Trade Development Authority of Pakistan is the premier trade promotion organization mandated to develop and promote products and services of the country in international markets. TDAP implements policies and directives of Federal Government and its Board of Directors for enhancing, promoting and facilitating trade. TDAP supports and facilitates businesses through latest information and capacity building initiatives to enhance and improve their leverage in international trade. To achieve its objectives, TDAP organizes as well as participates in local and international trade fairs, country specific exhibitions, trade delegations, conducts seminars and organizes contacts and information exchange events both physically as well on digital platform. This publication is part of the efforts of TDAP to share details and showcase Pakistan's products and services in international markets.



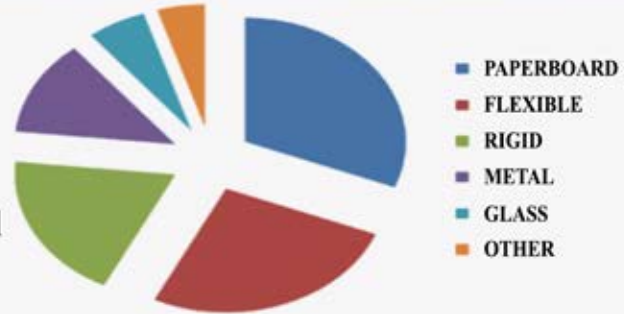
PRODUCT PROFILE + HS CODE:

Pakistan's packaging industry has an approximate size of 5.53 Billion USD in the fiscal year 2020. Major segments of this industry are paper, plastic, glass and tinplate. Global urbanization and e-commerce has boosted the packaging industry. Hence, Pakistan packaging industry is moving towards innovative and environmental friendly packaging solutions to be competitive and comply with international standards.

HS CODE	DESCRIPTION
TOTAL	All Packaging products
3920	Plates, sheets, film, foil and strip, of non-cellular plastics, not reinforced, laminated
6305	Sacks and bags, of a kind used for the packing of goods, of all types of textile materials
4811	Paper, paperboard, cellulose wadding and webs of cellulose fibres, coated, impregnated, covered
7612	Casks, drums, cans, boxes and similar containers, incl. rigid or collapsible tubular containers
3923	Articles for the conveyance or packaging of goods, of plastics; stoppers, lids, caps and other
7310	Tanks, casks, drums, cans, boxes and similar containers, of iron or steel, for any material
4819	PCartons, boxes, cases, bags and other packing containers, of paper, paperboard, cellulose wadding
7010	Carboys, bottles, flasks, jars, pots, phials, ampoules and other containers, of glass
4821	Paper or paperboard labels of all kinds, whether or not printed
3921	Plates, sheets, film, foil and strip, of plastics, reinforced, laminated, supported or similarly
4805	Other paper and paperboard, uncoated, in rolls of a width > 36 cm or in square or rectangular
4415	Packing cases, boxes, crates, drums and similar packings, of wood; cable-drums of wood; pallets
4823	Paper, paperboard, cellulose wadding and webs of cellulose fibres, in strips or rolls
3919	Self-adhesive plates, sheets, film, foil, tape, strip and other flat shapes, of plastics
4808	Corrugated paper and paperboard "with or without glued flat surface sheets", creped, crinkled
7309	Reservoirs, tanks, vats and similar containers, of iron or steel, for any material
4817	Envelopes, letter cards, plain postcards and correspondence cards, of paper or paperboard
8309	Stoppers, caps and lids, incl. crown corks, screw caps and pouring stoppers, capsules for bottles
4806	Vegetable parchment, greaseproof papers, tracing papers and glassine and other glazed transparent
4807	Composite paper and paperboard "made by sticking flat layers of paper or paperboard together
7613	Aluminum containers for compressed or liquefied gas
4416	Casks, barrels, vats, tubs and other coopers' products parts thereof, of wood, incl. staves

PACKAGING MATERIALS

Paperboard is the most used packaging material, accounting for around a third of world packaging markets consumption. Followed by flexible packaging at 25.5 percent, rigid plastics at 18.7 per cent and metal at 12.1 per cent glass packaging for 5.8 percent.



PRODUCTION AREAS IN PAKISTAN

- 1) Lahore
- 2) Sialkot
- 3) South Punjab
- 4) Karachi
- 5) Faisalabad
- 6) Islamabad



VARIETIES

Segment	Paper	Plastic	Tinplate	
Types	Paper and Board	PET Bottles and CPP, BOPP & BOPET film	Tinplate	Glass
Demand	Used in a large variety of retail and customer products	PET Bottles: Beverages & Pharmaceuticals Film: Consumer goods such as snacks and confectionery items	Edible Oil, Ghee, Canned Food and Paints	Mainly used for glass bottles in beverages and pharmaceuticals

CERTIFICATIONS



Quality Management System ISO 9001-2015



Environment Management System ISO 14001-2015



Food Safety System FSSC (Version 5.0)



ISO 45001-2018



FSC CoC




CUPS
HOT / COLD / POARFATT

CLAMSHELLS
FIBER / CLEAR

BOWLS with lids
FIBER / PAPER

CONTAINERS W/ LIDS

TRAYS/BOXES W/ LIDS



BAGS

JUICE BOTTLES AND CAPS

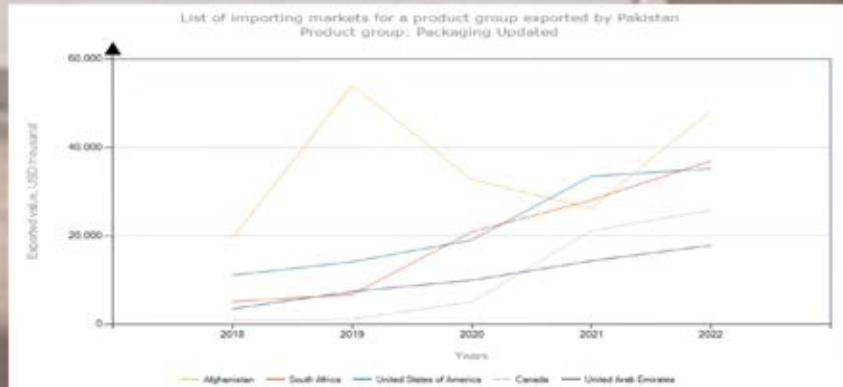
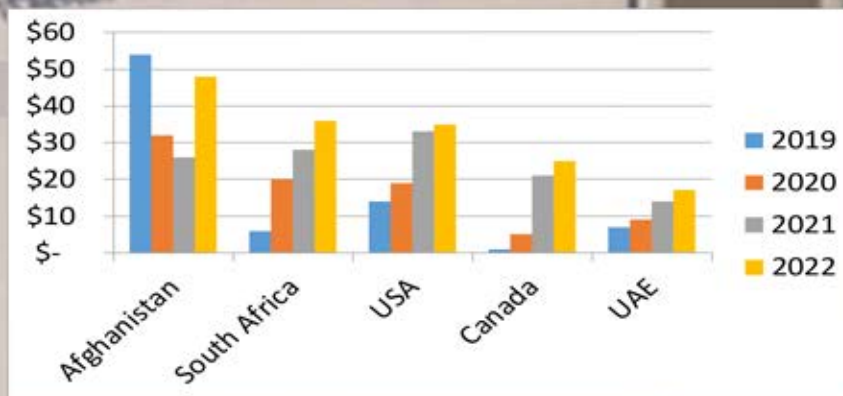
SERVICE WARE
NAPKINS / UTENSILS

PLATES
SQUARE / ROUND / OVAL

BOXES
FIBER / PAPER

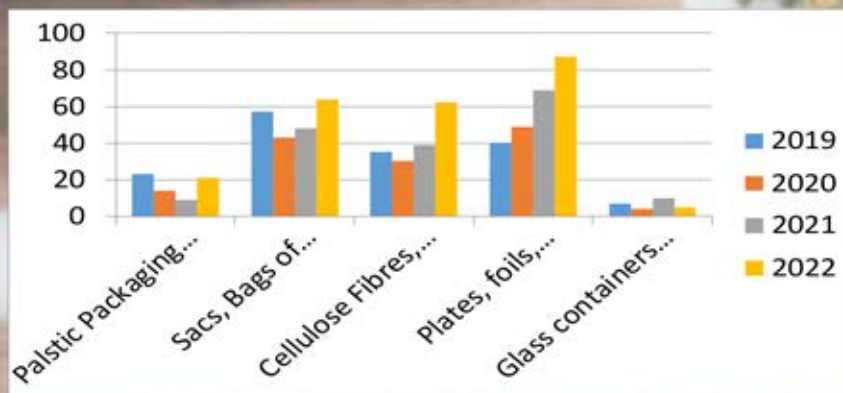
Market Analysis : Top importing Partners

Source: Sources: ITC calculations based on Pakistan Bureau of Statistics Unit : US Dollar million



Trends in Packaging Exports Pakistan

Source: Sources: ITC calculations based on Pakistan Bureau of Statistics Unit : US Dollar million/psum



List of Top 10 importing markets for a Packaging Materials exported by Pakistan

Source: Sources: ITC calculations based on Pakistan Bureau of Statistics

Unit : US Dollar million

Importers	Exported value in 2018	Exported value in 2019	Exported value in 2020	Exported value in 2021	Exported value in 2022
World	157,081	187,447	171,883	218,307	303,357
Afghanistan	19,494	54,082	32,736	26,227	48,308
South Africa	5,097	6,722	20,852	28,071	36,915
United States of America	11,091	14,110	19,023	33,463	35,175
Canada	912	1,191	5,042	21,123	25,699
United Arab Emirates	3,498	7,424	9,929	14,312	17,831
Germany	5,491	7,216	8,482	9,367	15,339
Thailand	60	1,114	855	134	9,979
United Kingdom	7,162	7,105	6,766	6,704	9,484
Italy	1,672	7,925	6,000	4,921	7,428
Uzbekistan	40	0	267	90	6,883

Trends in Packaging Exports Pakistan

Source: Sources: ITC calculations based on Pakistan Bureau of Statistics

Unit : US Dollar million/psum

Code	Product label	Exported value in 2018	Exported value in 2019	Exported value in 2020	Exported value in 2021	Exported value in 2022
Total	Packaging Materials	157,081	187,447	171,883	218,307	303,357
3920	Plates, sheets, film, foil and strip, of non-cellular plastics, not reinforced, laminated, . . .	18,586	40,067	49,520	69,296	87,011
6305	Sacks and bags, of a kind used for the packing of goods, of all types of textile materials	38,800	57,954	43,763	48,403	64,316
4811	Paper, paperboard, cellulose wadding and webs of cellulose fibres, coated, impregnated, covered, . . .	69,387	35,335	30,952	39,685	62,033
7612	Casks, drums, cans, boxes and similar containers, incl. rigid or collapsible tubular containers, . . .	6,438	12,892	19,641	23,437	36,475
3923	Articles for the conveyance or packaging of goods, of plastics; stoppers, lids, caps and other . . .	7,867	23,541	14,358	9,851	21,483
4819	Cartons, boxes, cases, bags and other packing containers, of paper, paperboard, cellulose wadding . . .	7,353	6,645	6,625	9,376	16,579
4805	Other paper and paperboard, uncoated, in rolls of a width > 36 cm or in square or rectangular . . .	533	269	389	4,260	7,739
7010	Carboys, bottles, flasks, jars, pots, phials, ampoules and other containers, of glass, of a . . .	4,771	7,901	4,239	10,806	5,203
4821	Paper or paperboard labels of all kinds, whether or not printed	2,325	1,963	1,315	1,486	1,111
3921	Plates, sheets, film, foil and strip, of plastics, reinforced, laminated, supported or similarly . . .	421	318	458	989	619
3919	Self-adhesive plates, sheets, film, foil, tape, strip and other flat shapes, of plastics, whether . . .	190	152	103	106	375
4415	Packing cases, boxes, crates, drums and similar packings, of wood; cable-drums of wood; pallets, . . .	209	274	297	325	215
4823	Paper, paperboard, cellulose wadding and webs of cellulose fibres, in strips or rolls of a . . .	90	79	104	181	168
4817	Envelopes, letter cards, plain postcards and correspondence cards, of paper or paperboard; . . .	37	27	31	47	18
4808	Corrugated paper and paperboard "with or without glued flat surface sheets", creped, crinkled, . . .	74	30	88	59	12

TOP-10 EXPORTERS:

Serial No:	EXPORTERS
01	PACKAGES LIMITED Email: seema.riaz@packages.com.pk
02	BULLEH SHAH PACKAGING (PRIVATE) LIMITED Email: sajjad.iftikhar@packages.com.pk
03	M/S AFEEF PACKAGES (PRIVATE) LIMITED Email: afeefp@cyber.net.pk
04	CHERAT PACKAGING LIMITED Email: imran.shaukat@gfg.com.pk
05	PAK TEXTILE TRADERS Email: paktextrader@gmail.com

Serial No:	EXPORTERS
06	SASA PACKAGING (SMC-PVT.) LIMITED Email: sasa_executive@hotmail.com
07	CONTINENTAL COSMETICS & PACKAGING (PRIVATE) LIMITED Email: zubair123123@icloud.com
08	ABBOTT LABORATORIES (PAKISTAN) LIMITED Email: ashfaq.alidina@abbott.com
09	GHANI GLASS LIMITED Email: allylawassociates@yahoo.com
10	METRO PACKAGES (SMC - PVT.) LIMITED Email: metropackages@hotmail.com

For other exporters, please visit: tdap.gov.pk/pakistani-exporters



Mr. Junaid Feroz
Deputy Manager (Product Officer)
Contact: +92-321-2344567
Email: junaid.feroz@tdap.gov.pk

Trade Development Authority of Pakistan, Ministry of Commerce
FTX Building, Block-A, Shahrah-e-Faisal, Karachi - Pakistan
Tel: +92-21-99206487-90 UAN: +92-111-444-111
URL: www.tdap.gov.pk